METRIC 455-7122

QTY	ENGINE CONNECTIONS	SIZE	SHEET
1	COOLANT DRAIN	ø19.1 [0.75] ID	2
1	EXHAUST	ø203.2 [8.00] OD	2
1	OIL DRAIN	ø15.9 [0.63] ID	2

QTY	POSSIBLE TANK CONNECTIONS	SIZE	SHEET
1	BASIN TANK EMERGENCY VENT	4" NPT THD	2
2	CUSTOMER CONNECTIONS	2" NPTF THD	2
1	FUEL FILLER	4" NPT THD	2
1	MAIN TANK EMERGENCY VENT	4" NPT THD	2
1	NORMAL VENT	2" NPTF THD	2

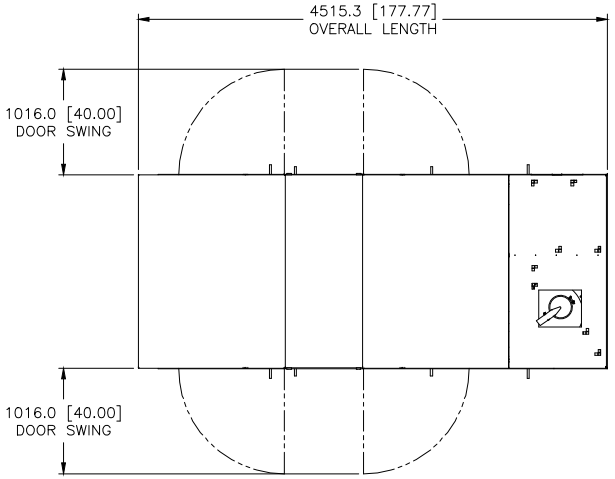

TOP VIEW

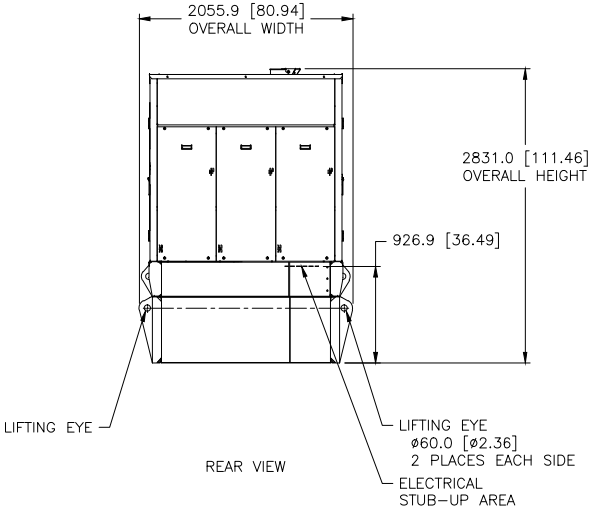

REAR VIEW

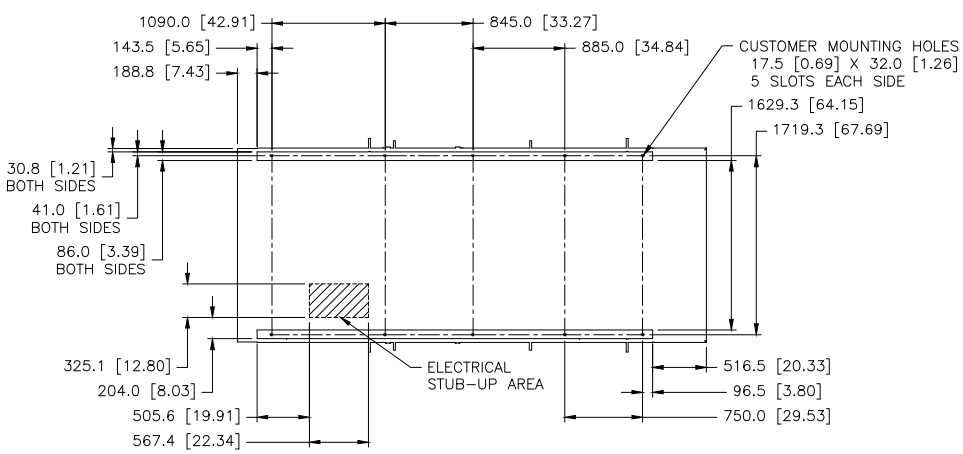

FOOTPRINT
(DIMENSIONED OUTLINE VIEW FROM ABOVE)

MODEL	TYPE	PRICING AR	TANK	ENCLOSURE
C9	Y	LS-0249 CHG 00	LS-1845 CHG 00	LS-1838 CHG 00
				LS-1839 CHG 00
				LS-1840 CHG 00
				LS-1841 CHG 00
				LS-1869 CHG 00

NOTE: ENCLOSURE ARRANGEMENTS
LS-1839 AND LS-1841 COME WITH WINDOW

PACKAGE LIFTED IN 4 PLACES

PACKAGE SHOWN WITH MORE DETAIL ON SHEET 2

1E2966B	IDENT
1E2733	DRAWING-AUTOCAD
1E0198W	BRAND MARKINGS
1E0013G	CONFIDENTIALITY
1E0012A	INTERPRETATION
1E0011	INTPR & TOL
SPEC NO.	NAME
DRN	M.J. SWIFT
CHK	M.J. SWIFT
APPD	N.P. MOUNTJOY
CONC DEPT	EXP / PROD.
OTHER	RECORDS X

UNLESS OTHERWISE SPECIFIED
DIMENSIONS ARE IN MM [INCH]
DIMENSIONS W/O TOL ARE BASIC

SCALE 1 = 16
SHEET 1 OF 2
THIRD ANGLE PROJECTION
05 13JUL18
CHG DATE

CATERPILLAR INC.

THE INFORMATION CONTAINED IN THIS DRAWING IS THE PROPERTY OF CATERPILLAR INC. AND/OR ITS SUBSIDIARIES. WITHOUT WRITTEN PERMISSION, ANY COPYING, TRANSMITTAL TO OTHERS, USE OR DISCLOSURE THAT DOES NOT BE DIRECTLY PERMITTED.

INSTALLATION-COMPOSITE
C9 ENCL L2 SA W/660G TANK

455-7122 | DES | SIZE | W973 | E