METRIC 509-6532

QTY	ENGINE CONNECTIONS	SIZE	SHEET
1	COOLANT DRAIN	ø19.1 [0.75] ID	2
1	EXHAUST	ø203.0 [ø7.99] OD	2
1	OIL DRAIN	ø19.1 [0.75] ID	2

QTY	POSSIBLE TANK CONNECTIONS	SIZE	SHEET
1	BASIN TANK EMERGENCY VENT	5" NPT THD	2
2	CUSTOMER CONNECTIONS	2" NPTF THD	2
1	FUEL FILLER	4" NPT THD	2
1	MAIN TANK EMERGENCY VENT	5" NPT THD	2
1	SPARE PORT	2" NPT	2

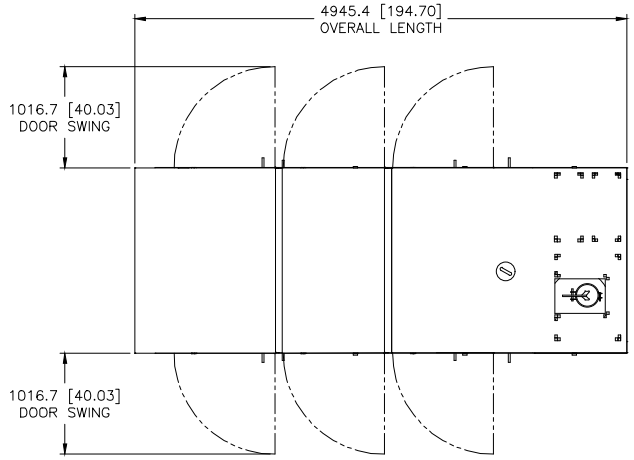

TOP VIEW

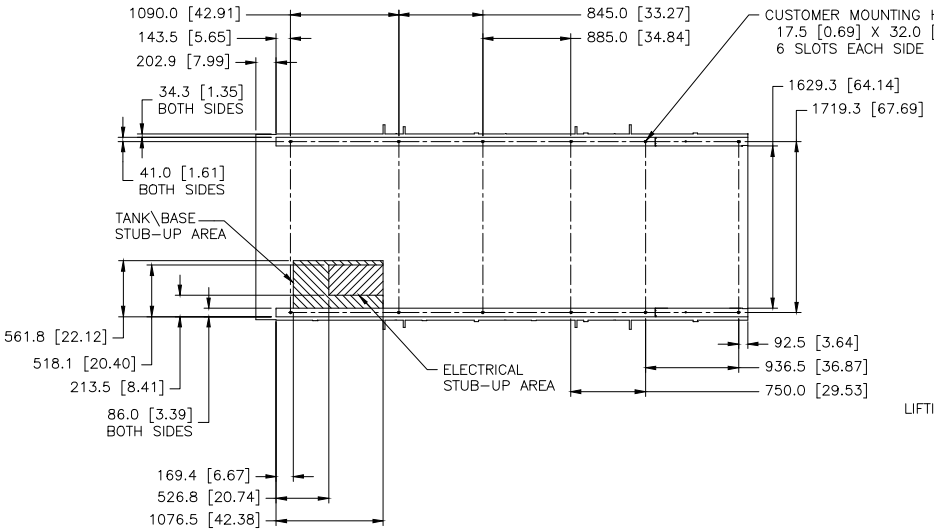

FOOTPRINT
(DIMENSIONED OUTLINE VIEW FROM ABOVE)

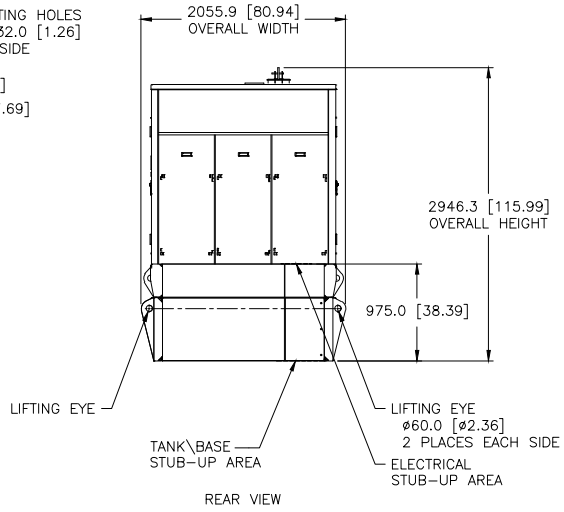

REAR VIEW

MODEL	TYPE	PRICING AR	ENCLOSURE	FUEL TANK
C13	Y	LS-1503 CHG 02	LS-1511 CHG 00 LS-1513 CHG 00 LS-1519 CHG 00	LS-1526 CHG 00
		LS-1543 CHG 02	LS-1512 CHG 00 LS-1514 CHG 00 LS-1520 CHG 00	

PACKAGE LIFTED IN 4 PLACES

PACKAGE SHOWN WITH MORE DETAIL ON SHEET 2

1E2966B	IDENT
1E2733	DRAWING-AUTOCAD
1E0198W	BRAND MARKINGS
1E0013G	CONFIDENTIALITY
1E0012A	INTERPRETATION
1E0011	INTPR & TOL

DRN	H.ZHAO	
CHK	M.J. SWIFT	
APPD	N.P. MOUNTJOY	
CODE	CAP / PROD / PROD	
OTHER	RECORDS	X

UNLESS OTHERWISE SPECIFIED
DIMENSIONS ARE IN MM [INCH]
DIMENSIONS W/O TOL ARE BASIC

SCALE 1 = 16
SHEET 1 OF 3
THIRD ANGLE PROJECTION
04 29OCT19
CHG DATE

CATERPILLAR INC.

THE INFORMATION CONTAINED IN THIS DRAWING IS THE PROPERTY OF CATERPILLAR INC. AND MAY NOT BE REPRODUCED, DISTRIBUTED OR USED FOR ANY PURPOSE WITHOUT THE WRITTEN PERMISSION OF CATERPILLAR INC. AND MAY NOT BE USED FOR DISCLOSURE OR DISTRIBUTION PURPOSES.

INSTALLATION-COMPOSITE
C13ALUM SA/SA L1 660G TANK

509-6532 | VER - | DES 24 SUB | W973 | E