METRIC 540-3130

QTY	ENGINE CONNECTIONS	SIZE	SHEET
1	COOLANT DRAIN	ø19.1 [0.75] ID	2
1	EXHAUST	ø254.0 [ø10.00] OD	2
1	OIL DRAIN	ø19.1 [0.75] ID	2

QTY	POSSIBLE TANK CONNECTIONS	SIZE	SHEET
1	BASIN TANK EMERGENCY VENT	5" NPT THD	2
2	CUSTOMER CONNECTIONS	2" NPTF THD	2
1	FUEL FILLER	4" NPT THD	2
1	MAIN TANK EMERGENCY VENT	5" NPT THD	2
1	SPARE PORT	2" NPT THD	2

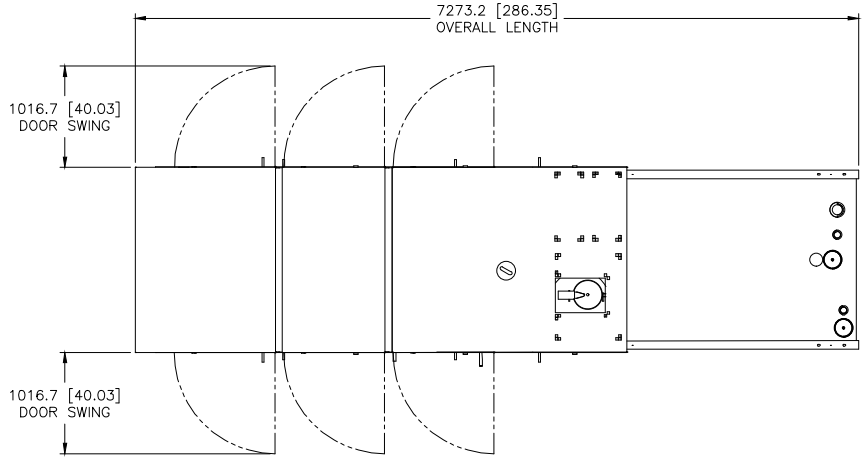

TOP VIEW

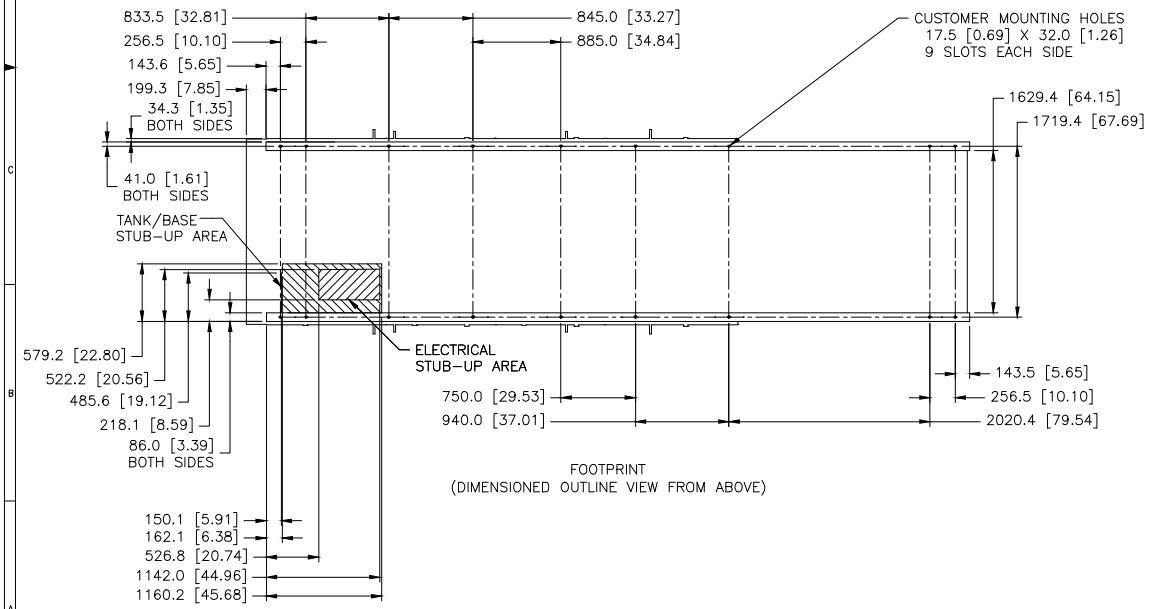

FOOTPRINT
(DIMENSIONED OUTLINE VIEW FROM ABOVE)

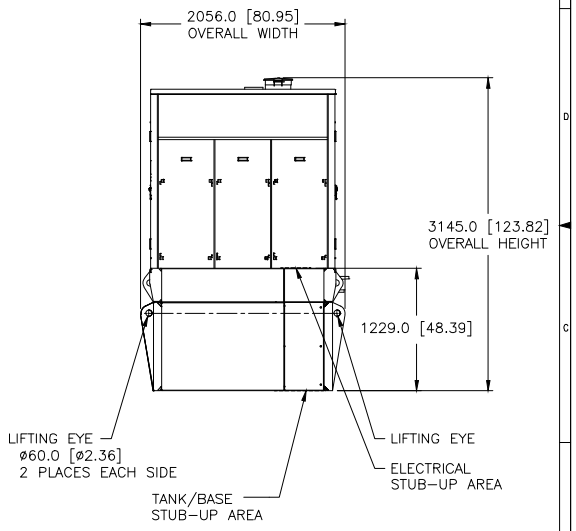

REAR VIEW

MODEL	TYPE	PRICING AR	ENCLOSURE	FUEL TANK
C13	Y	LS-1553 CHG 01	LS-1515 CHG 01 LS-1516 CHG 01 LS-1517 CHG 00 LS-1518 CHG 00	LS-1530 CHG 00
		LS-1554 CHG 01		

PACKAGE LIFTED IN 4 PLACES

PACKAGE SHOWN WITH MORE DETAIL ON SHEET 2

1E2966B	IDENT
1E2733	DRAWING-AUTOCAD
1E0198W	BRAND MARKINGS
1E0013G	CONFIDENTIALITY
1E0012A	INTERPRETATION
1E0011	INTPR & TOL

DRN H.ZHAO
CHK M.J. SWIFT
APPD N.P. MOUNTJOY
DTHDR RECORDS X
UNLESS OTHERWISE SPECIFIED
DIMENSIONS ARE IN MM [INCH]
DIMENSIONS W/O TOL ARE BASIC
SCALE 1 = 16
SHEET 1 OF 3
THIRD ANGLE PROJECTION
02 07NOV19
CHG DATE

CATERPILLAR INC.

THE INFORMATION CONTAINED IN THIS DRAWING IS THE PROPERTY OF CATERPILLAR INC. AND/OR ITS SUBSIDIARIES. ANY USE OR REPRODUCTION WITHOUT WRITTEN PERMISSION, ANY SUBMITTAL TO OTHERS, ANY USE OR REPRODUCTION WITHOUT THE PRIOR WRITTEN PERMISSION OF CATERPILLAR INC. IS PROHIBITED.

INSTALLATION-COMPOSITE
C13 SA L2 ENCL 2200G TANK

540-3130 - W973 E