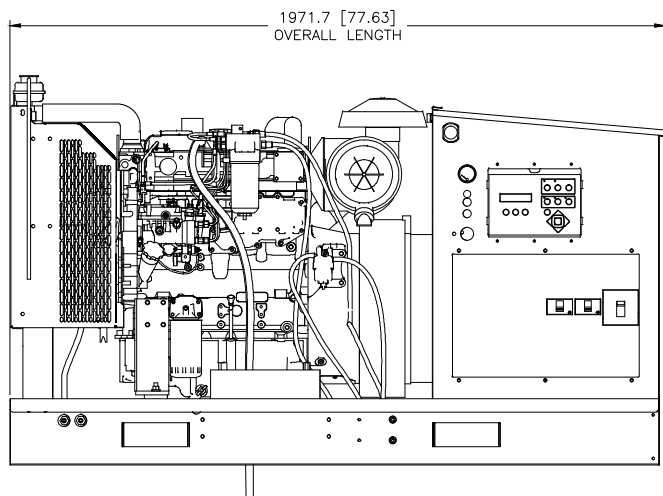
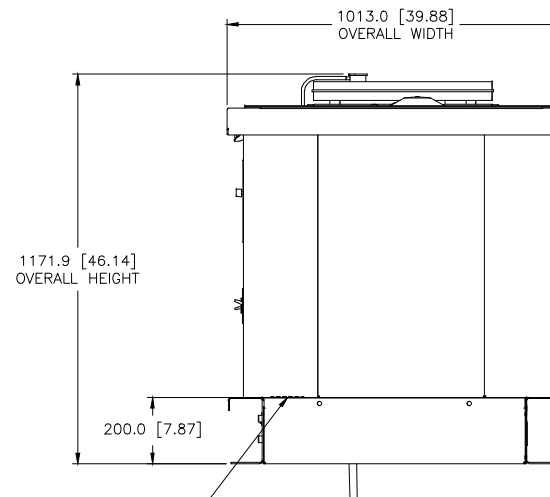


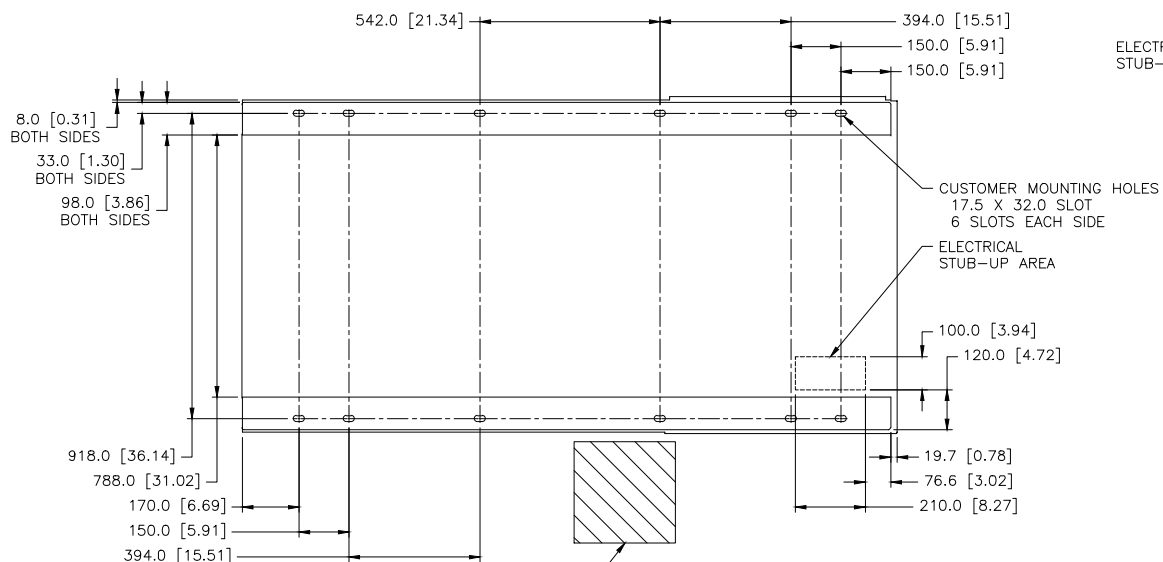
QTY	ENGINE CONNECTIONS	SIZE	SHEET
1	COOLANT DRAIN	1/4-18 THD	2
1	EXCESS FUEL RETURN	1/4-18 THD	2
1	EXHAUST	ø63.5 [ø2.50]	2
1	FUEL INLET	1/4-18 THD	2
1	OIL DRAIN	1/4-18 THD	2



LEFT SIDE VIEW



REAR VIEW



CUSTOMER MOUNTING HOLES
17.5 X 32.0 SLOT
6 SLOTS EACH SIDE

ELECTRICAL
STUB-UP AREA

SUGGESTED FUEL
STUB-UP AREA

FOOTPRINT
(DIMENSIONED OUTLINE VIEW FROM ABOVE)

MODEL	TYPE	PRICING AR	RAIL GROUP
C4.4	Y	LS-2635 CHG 02	LS-2639 CHG 00
		LS-2636 CHG 02	
		LS-3096 CHG 01	
		LS-3097 CHG 01	
		LS-3098 CHG 01	
		LS-3099 CHG 01	

REVISIONS

NO.	DESCRIPTION	DATE

I:2968 IDENT
 I:2733 DRAWING - AUTOCAD
 I:10188 BRAND MARKINGS
 I:10011 IDENTIFICATION
 I:10012 INTERPRETATION
 I:10011 INPR & TOL
 D: []
 DES: J.J. SCHADLE
 DRW: J.J. SWIFT
 APPR: P. MOUNTJOY
 QTY: 1 OF 1 UNIT
 PROC: RECORDS - X
 (SCALE DIMENSIONS SHOWN)
 DIMENSIONS ARE IN MM UNLESS OTHERWISE NOTED
 UNLESS OTHERWISE SPECIFIED
 SCALE: 1 = 5
 SHEET 1 OF 2 DT: 22 JUN 18
CATERPILLAR INC.
 14850 WOODBRIDGE AVENUE
 IRVING, TEXAS 75039-0001
 INSULATION - COMPOSITE
 C4.4 OPEN W/O TANK
 528-6775